

Envelope inflation in Wolf-Rayet stars and extended supernova shock breakout signals

D. Sanyal, T. J. Moriya & N. Langer

Argelander-Institut für Astronomie, Universität Bonn, Germany

Massive, luminous stars reaching the Eddington limit in their interiors develop very dilute, extended envelopes. This effect is called envelope *inflation*. If the progenitors of Type Ib/c supernovae, which are believed to be Wolf-Rayet (WR) stars, have inflated envelopes then the shock breakout signals diffuse in them and can extend their rise times significantly. We show that our inflated, hydrogen-free, WR stellar models with a radius of $\sim R_{\odot}$ can have shock breakout signals longer than ~ 60 s. The puzzlingly long shock breakout signal observed in the Type Ib SN 2008D can be explained by an inflated progenitor envelope, and more such events might argue in favour of existence of inflated envelopes in general.

1 Stellar envelope inflation

Inflation refers to the extremely dilute, loosely-bound envelopes that massive, luminous stars develop in the course of their evolution (Ishii et al. 1999; Petrovic et al. 2006; Sanyal et al. 2015, Langer et al., this volume). A typical inflated envelope is shown in Fig. 1, which corresponds to an evolved hydrogen-free $7.8 M_{\odot}$ model burning carbon in the core. Such ubiquitous hydrostatic structures result from stellar layers reaching the Eddington limit in the interior of the star, facilitated by the peak in opacity at $T \approx 200\,000$ K, the so-called iron opacity bump. For more details on the appropriate definition of the Eddington limit, we refer to Sanyal et al. (2015) and Langer et al. (this volume).

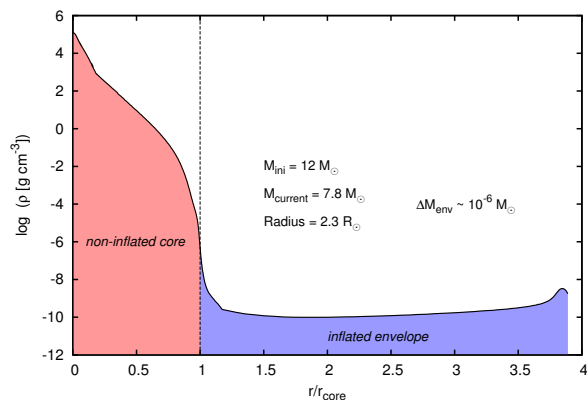


Fig. 1: Density profile of a $7.8 M_{\odot}$ hydrogen-free stellar model with $T_{\text{eff}} = 82\,700$ K and $\log(L/L_{\odot}) = 5.35$, showing an inflated envelope (shaded blue) and a density inversion. The radial co-ordinate has been normalised by the non-inflated core radius (r_{core}) of $0.6 R_{\odot}$.

Stellar layers approaching the Eddington luminosity become convectively unstable (Langer 1997) but convection, of course, does not contribute to the radiative acceleration. However, the fraction of the total flux transported by convection in these

WR stars, according to standard MLT, is negligibly small. Hence, whether or not the layers will hit the Eddington limit and inflate the envelope, does not depend critically on the theory of convective energy transport used to model the stars.

As we can see from Fig. 1, the mass contained in the inflated envelope is a tiny fraction of the stellar mass, $\Delta M_{\text{env}} \approx 10^{-6} M_{\odot}$. However, for cool supergiants, the mass in the inflated envelopes can be as high as a few solar masses, see Sanyal et al. (2015) for details.

2 Stellar models of WR stars

We modelled WR stars as non-rotating, hydrogen-free helium stars and evolved them through core-helium burning to the onset of core-carbon burning, using the 1-D stellar evolution code BEC (see Heger et al. 2000; Brott et al. 2011; Moriya et al. 2015, for details). We computed two sets of models, with initial masses $10 M_{\odot}$ and $12 M_{\odot}$, and a metal composition that of the Sun (Brott et al. 2011). In particular, we used the OPAL opacity tables (Iglesias & Rogers 1996) for our computations and used the standard Mixing-Length-Theory (MLT) to model convective zones, with $\alpha_{\text{MLT}} = 1.5$. The mass-loss rate prescription from Nugis & Lamers (2000) was applied. The resulting structure (e.g. Fig. 1) will resemble a SN Type Ib progenitor because no significant changes in the stellar structure is expected in the remaining lifetime until the explosion.

The evolutionary tracks of the aforementioned models, in the H-R diagram, is shown in Fig. 2. Both the helium zero age main sequence models are marginally inflated. As a consequence of the applied mass loss, they decrease in luminosity during the core helium-burning phase. After helium is exhausted in the core, the stars begin to contract and become hotter and brighter. The models are hardly inflated during this phase because the Fe-group opacity bump is only partially contained inside the stars. These are probably related to the WO stars (cf. Tramper et al., this volume). When the

helium-shell ignites, the evolutionary tracks eventually move toward cooler temperatures because of the mirror principle. As the models become cooler, they become significantly inflated and exhibit a pronounced core-halo structure, as shown in Fig. 3 (cf. Moriya et al. 2015).

3 Shock breakout in inflated stellar envelopes

The shock breakout occurs when the dynamical timescale of the shock propagation in the unshocked envelope, i.e. $t_{\text{dyn}} \simeq \Delta R/v_{\text{sh}}$ becomes comparable to the diffusion timescale in the envelope, i.e. $t_{\text{diff}} \simeq \tau \Delta R/c$, where v_{sh} is the shock velocity and τ is the optical depth in the remaining unshocked envelope (Weaver 1976). Therefore, the shock breakout condition can be expressed as: $\tau \simeq c/v_{\text{sh}}$.

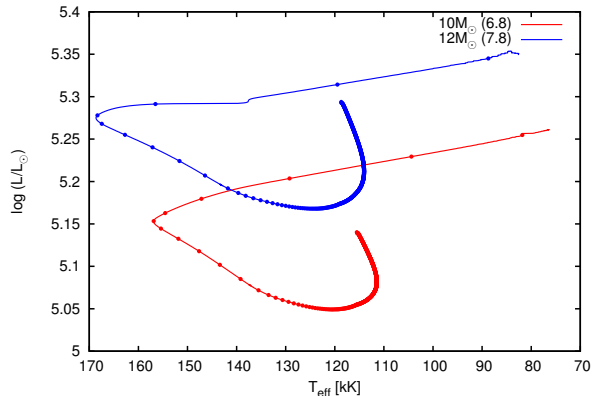


Fig. 2: Stellar evolutionary tracks of our $10 M_{\odot}$ and $12 M_{\odot}$ solar-metallicity helium-star models from the HeZAMS until core-carbon ignition.

For a model in which the shock breakout condition is fulfilled very close to the stellar surface, ΔR is very small, such that $t_{\text{diff}} \ll t_{\text{lc}}$, where $t_{\text{lc}} \simeq R_{\star}/c$ is the light-crossing time. Assuming a shock velocity of $20\,000 \text{ km s}^{-1}$, in the case of the polytropic model shown in Fig. 3, the light-crossing time t_{lc} is 5.6 s whereas the diffusion time is only 0.5 s, meaning that the shock breakout duration is determined by t_{lc} .

On the other hand, in an inflated stellar model, the shock breakout happens relatively deep inside the envelope, making ΔR quite large, such that $t_{\text{diff}} \gg t_{\text{lc}}$. In Fig. 4, we plot the optical depth in the interior of our stellar models and show that ΔR can be as large as $\sim R_{\odot}$. In such a situation, the rise time of the shock breakout signals will be determined by the diffusion time. The subsequent light curve is expected to decline exponentially with an e-folding timescale of the diffusion time due to the photon dif-

fusion in the shocked envelope (Moriya et al. 2015). Table 1 summarises the different timescales involved in inflated and un-inflated models.

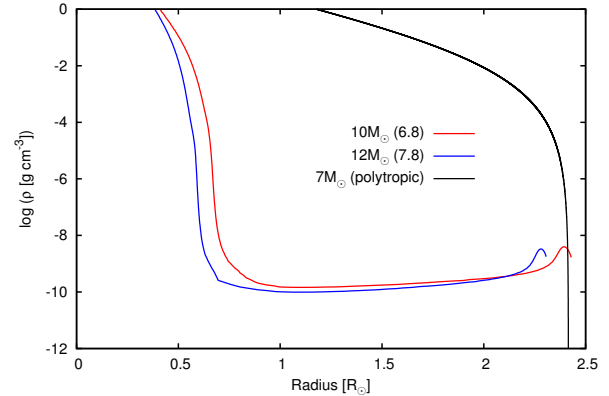


Fig. 3: Density structure of our last computed models, with initial masses of $10 M_{\odot}$ and $12 M_{\odot}$. The final masses are indicated in parentheses, in units of a solar mass. The density structure of a $7 M_{\odot}$ polytropic model (polytropic index = 3) without an inflated envelope is also shown.

SN 2008D: The X-ray light curve of the Type Ib SN 2008D was serendipitously observed by Soderberg et al. (2008) with the *SWIFT* satellite, and is the only direct detection of a SN shock breakout so far. The total shock breakout duration was 300 seconds with a rise time of ~ 60 seconds. If we assume the shock breakout duration was dominated by t_{lc} , as is done in the literature, then it implies a WR progenitor radius of $130 R_{\odot}$, which is much larger than predicted by stellar evolutionary models. On the other hand, our inflated model with a radius of $\sim 2 R_{\odot}$ can naturally explain the long rise time of SN 2008D. The estimated SN ejecta mass is $3-7 M_{\odot}$ (Soderberg et al. 2008; Mazzali et al. 2008; Bersten et al. 2013) which is consistent with the final masses of our models (after subtracting the remnant mass of the neutron star). The mass-loss rates of our models ($7 \times 10^{-6} M_{\odot} \text{ yr}^{-1}$) are also consistent with that estimated from radio observations ($7 \times 10^{-6} M_{\odot} \text{ yr}^{-1}$, Soderberg et al. 2008).

The shock velocity at shock breakout has been suggested to be $\sim 30\,000 \text{ km s}^{-1}$ for WR stars (e.g., Nakar & Sari 2010), but these studies assume a steeply declining density profile as in the case of the polytropic model. Hydrodynamic modelling of shock propagation in inflated envelopes is needed to estimate the shock velocity at breakout.

There have been other models proposed for explaining the long shock breakout signal of SN 2008D, like the thick wind model by Svirski & Nakar (2014) which assumes a high mass-loss rate of $\sim 10^{-4} M_{\odot} \text{ yr}^{-1}$ a few days prior to the explosion,

and the supernova ejecta expanding through the optically-thick wind.

Tab. 1: A comparison of the properties and the relevant timescales of our computed models. The shock breakout rise time of SN 2008D was ~ 60 seconds.

Mass (M_{\odot})	t_{lc} (s)	t_{diff} (s)	R_{\star} (R_{\odot})
6.8	5.67	14	2.43
7.8	5.38	50	2.31
7.0 (Polytropic)	5.60	0.5	2.40

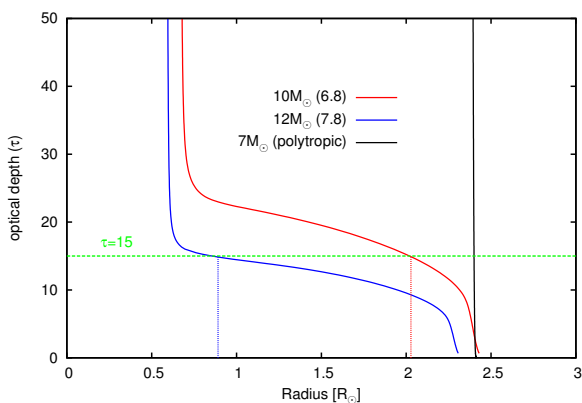


Fig. 4: The run of optical depth τ in our models. For computing τ in the polytropic model, a constant opacity coefficient of $0.2 \text{ cm}^2 \text{ g}^{-1}$ was used. The green dashed line at $\tau = 15$ is drawn for convenience. The blue and red dotted lines show where in the stellar envelope shock breakout happens.

4 Conclusions

We have shown that if WR type supernova progenitors have inflated envelopes, then the rise times of supernova shock breakout signals can be extended because the shock breakout can then occur within the low-density envelopes. The long diffusion time of the inflated envelopes makes the shock breakout rise times long. Even if a SN progenitor has a radius on the order of the solar radius whose light-crossing time is a few seconds, the rise time of the shock breakout signals can be ~ 60 s because of the inflated envelope. Our inflated model can simultaneously explain the mysterious long shock breakout

rise time, the ejecta mass, the mass-loss rate estimate right before explosion, and the shock velocity in SN 2008D.

The inflated envelope is a generic feature of luminous, mass stars and can have an array of observational consequences. It leads to cooler effective temperatures, higher spin-down rates in rotating stars, and less massive supernova progenitors. It has been argued in the literature (Gräfener et al. 2012) that inflated WR envelopes can address the WR radius problem. A recent study of galactic OB stars by Castro et al. (2014) indicates that inflated envelopes do exist in nature. Furthermore, core-hydrogen burning stars evolving to temperatures below ~ 8000 K can be expected to have massive inflated envelopes and might be related to LBV giant eruptions (Sanyal et al. 2015).

References

- Bersten, M. C., Tanaka, M., Tominaga, N., Benvenuto, O. G., & Nomoto, K. 2013, *ApJ*, 767, 143
- Brott, I., de Mink, S. E., Cantiello, M., et al. 2011, *A&A*, 530, A115
- Castro, N., Fossati, L., Langer, N., et al. 2014, *A&A*, 570, L13
- Gräfener, G., Owocki, S. P., & Vink, J. S. 2012, *A&A*, 538, A40
- Heger, A., Langer, N., & Woosley, S. E. 2000, *ApJ*, 528, 368
- Iglesias, C. A. & Rogers, F. J. 1996, *ApJ*, 464, 943
- Ishii, M., Ueno, M., & Kato, M. 1999, *PASJ*, 51, 417
- Langer, N. 1997, in *Astronomical Society of the Pacific Conference Series*, Vol. 120, *Luminous Blue Variables: Massive Stars in Transition*, ed. A. Nota & H. Lamers, 83
- Mazzali, P. A., Valenti, S., Della Valle, M., et al. 2008, *Science*, 321, 1185
- Moriya, T. J., Sanyal, D., & Langer, N. 2015, *A&A*, 575, L10
- Nakar, E. & Sari, R. 2010, *ApJ*, 725, 904
- Nugis, T. & Lamers, H. J. G. L. M. 2000, *A&A*, 360, 227
- Petrovic, J., Pols, O., & Langer, N. 2006, *A&A*, 450, 219
- Sanyal, D., Grassitelli, L., Langer, N., & Bestenlehner, J. M. 2015, *Accepted in A&A*
- Soderberg, A. M., Berger, E., Page, K. L., et al. 2008, *Nature*, 453, 469
- Svirski, G. & Nakar, E. 2014, *ApJ*, 788, L14
- Weaver, T. A. 1976, *ApJS*, 32, 233

Stephen Ro: The SN2008D pre-SN flash was observed in X-rays by Chandra, which implies a mildly relativistic shock was responsible. Your assumption of a 20,000 km/s shock speed seems to be very small and incompatible. Can you explain this?

Debashis Sanyal: The implications of a mildly relativistic shock comes from the assumption of a steeply declining density profile of the progenitor, which is not the case in our model. The flat density structure in the inflated envelope might decelerate the shock significantly, and hence hydrodynamical modelling in inflated envelopes is required

to estimate the shock breakout velocity. The later shock velocity of $0.25c$ observed by Soderberg et al. (2008) with *Chandra* might also not correspond to the actual shock velocity at breakout because the shock could have accelerated post-breakout due to the steep density gradient between the stellar surface and the low density wind.

Vikram Dwarkadas: One of the problems with SN2008D was that the X-ray flux of the flash was quite low, if it was a flash. From your parameters, you could use this to calculate the X-ray flux of the flash, and see if it matches.

